



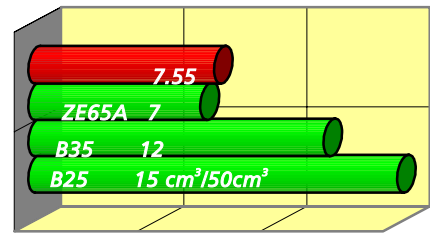
THE ASHFORD FORMULA

TÜV PERFORMANCE CRITERIA

Abrasion

DIN 52 108- Depth of Wear
Abrasion Test with Grinding Disk by Böhme:

The Ashford Formula exhibits almost the same resistance to abrasion as a dry shake hardener.

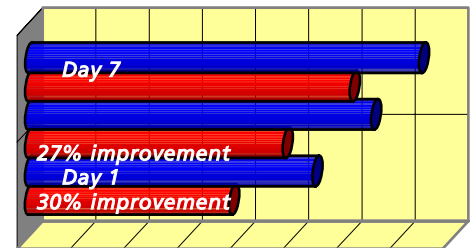


Abrasion Resistance

Curing

Moisture loss measured at 1 day, 3 days and 7 days on treated and untreated samples. *Treated samples registered a 30% greater moisture retention over untreated samples at 1 day, 27% after 3 days and 21% after 7 days.*

The Ashford Formula met the requirements for the German "Liquid Membrane – Forming Curing Compound for Concrete" TL- NBM-StB at days 1 and 3.

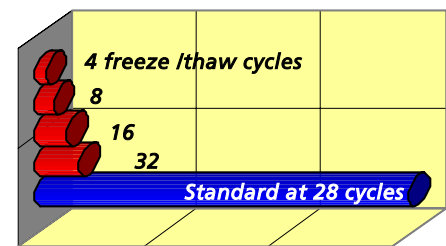


Moisture Loss

Frost-Salt Resistance

CDF – Test – Frost Resistance in Salt Solution
After 32 freeze thaw cycles:
The Ashford Formula treated sample lost only 177.3 grams per square meter.
The average acceptable loss after 28 freeze thaw cycles is 1500 grams per square meter.

The Ashford Formula treated sample has an increase of 747% greater resistance to loss over the standard.

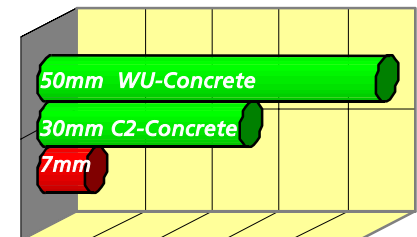


Frost-Salt Resistance

Impermeability

DIN 1048 T.5 – Determination of Water Impermeability
Ashford Formula treated samples were placed in water kept under a constant pressure of 5 bar (72.5 psi).

The Ashford treated samples showed an increase of 86% on C2 or normal concrete and 76.6% increase on WU or concrete with a high capacity to resist chemical attack.

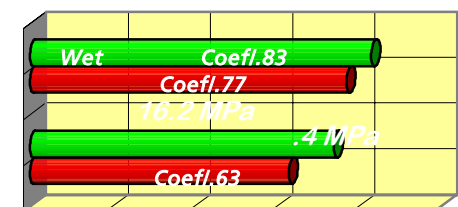


Water Impermeability

Friction

ASTM C 1028 – Friction
The coefficient of friction on steel-troweled samples treated with The Ashford Formula versus untreated concrete. (A higher ratio represents a reduction in slippage):

Dry, .63 vs. .74, and wet, .77 vs. .83.
A coefficient of 0.45 might be classified as secure concerning the slip risk.



Coefficient of Friction

Acceptable Test Criterion

Untreated Sample

Treated Sample

This technical information is provided as a general performance profile for evaluating the appropriate use of The Ashford Formula. An independent laboratory obtained the test performance results under controlled environments. Curecrete Distribution, Inc. makes no claim that these tests, or any other tests, accurately represent actual design and/or usage environments.